



STØVFRI.DK 



ECOSYSTEM



MECHANICAL



CHROME



FLOWMASTER

SCRUBBER-DRYER LINE

E51/E61

COMPACT, ECO-FRIENDLY, AND COST-EFFECTIVE

PROFESSIONAL WALK-BEHIND SCRUBBER-DRYERS

E51 / E61

COMPACT FOR PROFESSIONAL USE

Elegantly designed scrubber-dryers with a tough attitude. Designed for professional use, the E51 and E61 are the ideal solution for areas between 250 and 2.000 m², delivering maximum efficiency even in congested spaces with hard to remove dirt.

The E51 has a single brush deck, with a cleaning path of 530 mm, and hourly productivity rate of 2.280 m²/h. The E61, thanks to a double brush deck, offers even greater productivity whilst maintaining maneuverability and ease of use.

Also available with ECOsystem, these efficient scrubber-dryers save water, detergent, and labor costs, delivering up to 80% of savings on overall running costs.


E51



E61




ROBUST STRUCTURE



The robust structure undergoes different phases of treatment using zinc phosphate, cataphoresis and a thermosetting paint, to protect the steel frame. In the Chrome version the frame, squeegee and mechanical components are in stainless steel, providing enhanced resistance when working in highly corrosive environments.

BRUSHES



The ideal synergy between the rotations per minute of the brush and the pressure that the brush deck delivers to the floor, create the best conditions to obtain the highest quality cleaning results. It is possible to choose between multiple types of brushes and pads to clean every type of floor.

MULTIFUNCTION DISPLAY



Simple and ergonomic commands make the machine easy to use in tight or congested spaces, without tiring the operator. Operation is intuitive and does not require specific training.

ONBOARD BATTERY CHARGER



The onboard battery charger is the ideal way to charge the battery quickly. Depending on the type of battery fitted, the machine can also be charged in areas with little ventilation.

FEATURES

- Extremely robust structure made up of a resistant sandblasted frame, which is treated with zinc-phosphates and coated with a thermosetting powder
- The FlowMaster solution control system (available with the ECO version only) automatically adjusts the amount of cleaning solution delivered to the brush in proportion to the forward speed of the machine
- The exclusive Brush'O-Matic system (automatic brush coupling / uncoupling): enables rapid brush changes
- Electronic traction with variable speed control (TRAC and ECO versions)
- The Chrome version of the E51 and E61 has a stainless-steel frame and squeegee
- Easy access to internal components for quick and easy maintenance


STAINLESS STEEL ANTI-DUST FILTER



The vacuum motor is protected from impurities thanks to a stainless-steel filter, which is also easy to remove and clean.


ANTI-ENTRAPMENT DEVICE

This exclusive safety device, positioned on machine's handlebar, protects the operator from the risk of becoming trapped when reversing the machine on both flat and inclined surfaces.



DIE CAST ALUMINUM BRUSH DECK

The robust brush deck is made of die cast aluminum and is fitted with protective bumpers and a self-leveling splash guard.



ONEPASS DRYING SYSTEM

Eureka's drying system guarantees immediately clean and dry floors, providing maximum safety and hygiene. The steel squeegee offers added durability and resistance against collisions.



ECOSYSTEM



This exclusive system which reuses cleaning solution, saves water, detergent, and hours of work, with significant savings on running costs.



VERSIONS

E51 BASE M (mechanical)

E51/E61 TRAC M (mechanical, with electronic traction)

E51/E61 TRAC TRONIC (with a package of standard features, dedicated to the comfort of the operator)

E51/E61 ECO (full-optional, with ECOsystem)

APPLICATIONS

Restaurants, kitchens, bars, swimming pools, changing rooms, hospitals, clubs, industrial areas, supermarkets, pharmacies and other small to medium sized areas.

SURFACES

Ceramic, marble, cement, linoleum, porcelain tiles, rubber.

	E51	E61
CLEANING PATH	530 mm	610 mm
HOURLY PERFORMANCE	2.280 m ² /h	2.625 m ² /h
FORWARD SPEED	4,3 km/h	4,3 km/h
SOLUTION TANK	40 litres	40 litres
RECOVERY TANK	56 litres	56 litres
BRUSH PRESSURE	34 kg	35 kg
WEIGHT with batteries and charger	205,5 kg	203 kg
DIMENSIONS without squeegee (lxwxh)	1.317 x 555 x 1.110 mm	1.301 x 630 x 1.110 mm
SQUEEGEE WIDTH	830 mm	830 mm

PLUS



ECOSYSTEM



FLOWMASTER



MECHANICAL



E-BLADE/OLURES



CHROME



ONEPASS

DIE CAST ALUMINUM BRUSH DECK / STAINLESS STEEL DUST FREE FILTER PROTECTS VACUUM MOTOR / ADJUSTABLE PARABOLIC SQUEEGEE / AUTOMATIC SQUEEGEE DECOUPLING ON IMPACT / SELF-LEVELING SPLASH GUARD / BRUSHES AND PADS FOR EVERY TYPE OF FLOOR / ANTI ENTRAPMENT SAFETY DEVICE



www.støvri.dk
Hovedgaden 5
8831 Løgstrup
CVR. 13879133

torben@støvri.dk
Mobil: 61 27 35 55
Tlf. 86 64 26 99

